

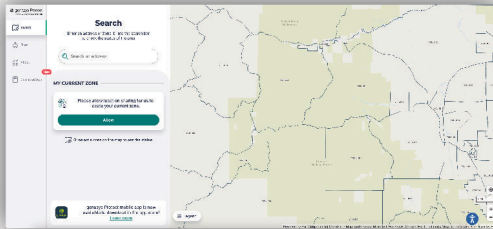


# KNOW YOUR ZONE


# Stay one step **ahead,** with **Genasys**

**STEP 1** Visit [protect.genasys.com](https://protect.genasys.com)

**Find your zone:** type your address in the search bar or use your current location.



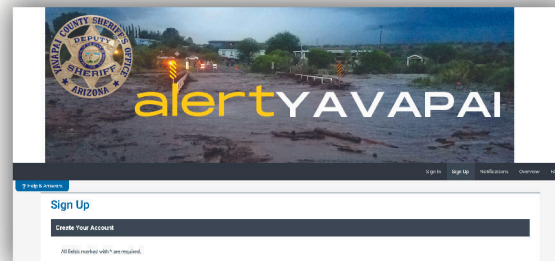
**Record** your zone on the attached sticker or magnet and store it in a visible location inside your home.



During the next emergency, residents may be asked to evacuate or shelter in place. These orders will be given by utilizing pre-determined zones. Know your zone and be ready.

**STEP 2** Visit [yavapaiready.gov](https://yavapaiready.gov)

**Register** with alertYAVAPAI by going to [ycsoaz.gov/ENS](https://ycsoaz.gov/ENS)



Public officials use alerting systems to communicate messages to the community during emergencies. Alert messaging may include advisories, shelter in place orders, evacuation warnings, or evacuation orders. Not only do we want to ensure community members have subscribed to receive these alerts, but we also want residents to understand what these alerts mean.

**To learn more about alerts and preparing for emergencies,** visit [yavapaiready.gov](https://yavapaiready.gov)

**STEP 3** Start preparing NOW

**During an emergency,** survival largely depends on you.

.....  
**PREPARE** before disaster strikes.

.....  
**PLAN** your evacuation for a variety of potential emergency events.

.....  
**FOLLOW** all instructions from public safety officials during an emergency.

